



MONGOLIA DASHBOARD

3.5 million Population (2024)

31% Population living in rural areas (2024)

72 Life expectancy at birth (2023)

\$5,350 GNI per capita, USD (2024)

Facts about Mongolia's National Immunisation Programme

- ✓ Standing technical advisory group on immunisation (NITAG) **100%** percentage of total expenditure on vaccines financed by government funds (2024)
- ✓ AEFI monitoring system **100%** percentage of total expenditure on routine immunisation financed by government funds (2024)
- ✓ Line item for vaccines in budget
- ✓ National Immunisation Strategy (NIS) in place

Antigens on the National Vaccination Schedule

- DTwP-Hib-HepB
- MMR
- MCV4
- PCV
- IPV
- OPV
- BCG
- VitA



MONGOLIA DASHBOARD

2015

Year of transition from Gavi support

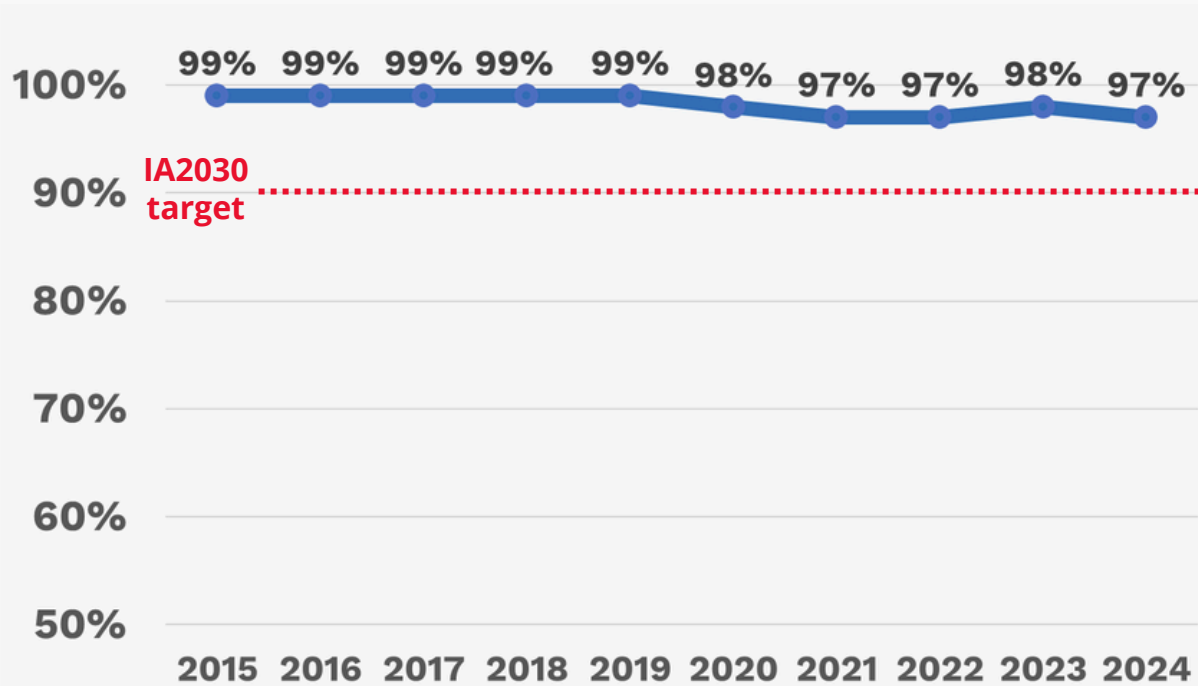
3,000

under-immunised children (2024)

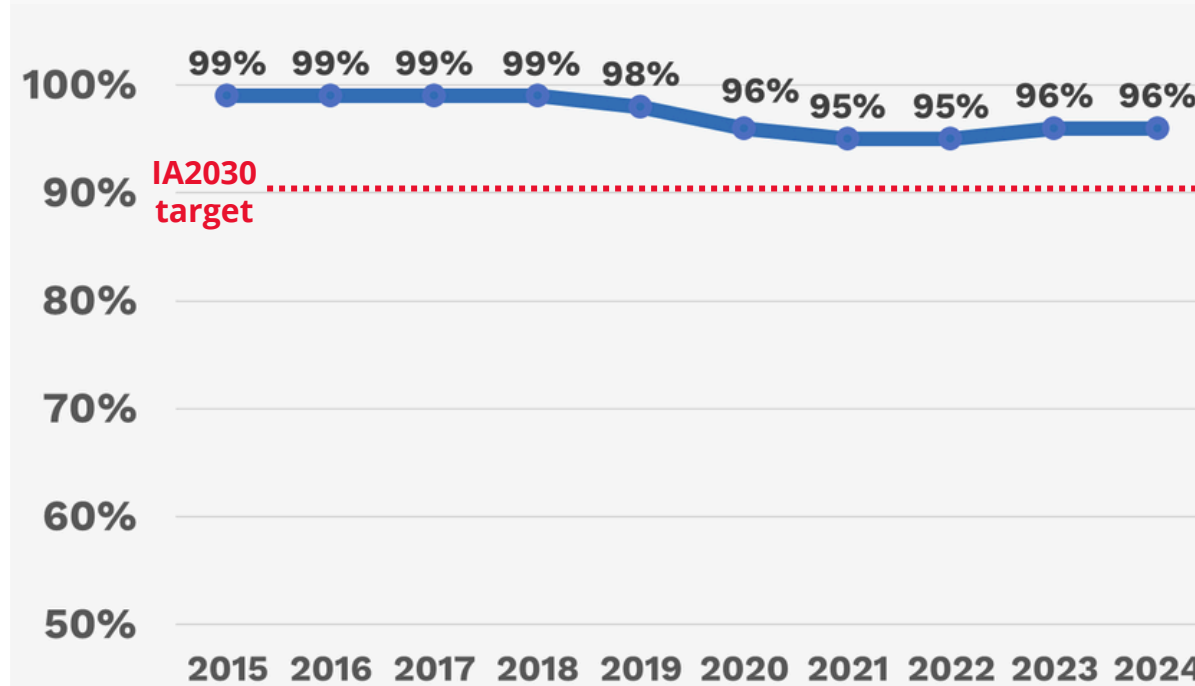
100%

districts with DTP3 coverage greater than or equal to 80% (2024)




DTP1 Coverage (since year of transition)



DTP3 Coverage (since year of transition)



New Vaccines Introduced

-  *Human papillomavirus (HPV) (2024)*
-  *Pneumococcal conjugate (PCV) (2019)*
-  *Rotavirus*

Coverage of New Vaccines (2024)

- 25%** *Human papillomavirus (HPV)*
- 96%** *Pneumococcal conjugate (PCV)*
- N/A** *Rotavirus*

Zero-dose estimate for 2024 was 3%



DTP3 dropout rate for 2024 was 1%

DEFINITIONS AND SOURCES

Indicator	Source	Definition
Population	World Bank	
Population living in rural areas	World Bank	
Life expectancy at birth	World Bank	
GNI per capita	World Bank	
Standing technical advisory group on immunisation (NITAG)	WHO/UNICEF Joint Reporting Form on Immunization (JRF)	
AEFI monitoring system	WHO/UNICEF Joint Reporting Form on Immunization (JRF)	
Line items for vaccines in budget	WHO/UNICEF Joint Reporting Form on Immunization (JRF)	
National Immunisation Strategy (NIS) in place	WHO/UNICEF Joint Reporting Form on Immunization (JRF)	
Total expenditure on vaccines financed by government funds	WHO/UNICEF Joint Reporting Form on Immunization (JRF)	
Total expenditure on routine immunisation financed by government funds	WHO/UNICEF Joint Reporting Form on Immunization (JRF)	
Antigens on the national vaccination schedule	WHO/UNICEF Joint Reporting Form on Immunization (JRF)	
Year of transition from Gavi support	As reported by Gavi	
# under-immunised children	WHO/UNICEF Estimates of National Immunisation Coverage (WUENIC)	<i>"Underimmunised" is defined as not having received all three doses of DTP</i>
Districts with DTP3 coverage at or below 80%	WHO/UNICEF Joint Reporting Form on Immunization (JRF)	
DTP1 and DTP3 coverage	WHO/UNICEF Estimates of National Immunisation Coverage (WUENIC)	
DTP1 to DTP3 dropout rate	WHO/UNICEF Estimates of National Immunisation Coverage (WUENIC)	
New vaccines introduced	WHO/UNICEF Joint Reporting Form on Immunization (JRF)	
Coverage of new vaccines	WHO/UNICEF Estimates of National Immunisation Coverage (WUENIC)	<i>Defined as target population final dose coverage Note: IA2030 measures global progress against goal of 90% coverage of full course for all vaccines</i>
Zero-dose estimate	As reported by Gavi	<i>Defined as children who don't receive a single dose of diphtheria, tetanus and pertussis-containing vaccine Uses DTP0 as a proxy measure for zero-dose children (100 less DTP1 coverage)</i>