



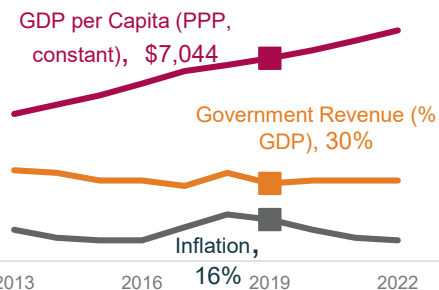
Republic of Uzbekistan

LNCT Network-Wide Meeting

Tangerang, Indonesia, July 2019



I. Economic Context



II. MOH Budget Execution

	MOH Budget	Subnational Government Health Budgets
Total budget (year)	14 bil. \$	
Total released	14 bil. \$	
Total spent	14 млрд. \$	
Execution as percent of budget	100%	

III. Sources of Health Expenditure

Year of data: 2016
 CHE per capita: US\$135
 Domestic General Government Health Expenditure as % of General Government Expenditure: 9%
 % of Domestic General Government Health Expenditure spent on immunization: 8.9%



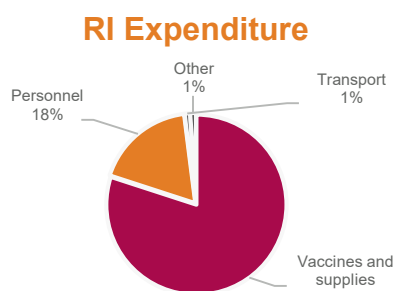
IV. Routine Immunization Budget

Line Item	Budget Source(s)
Vaccine supply & logistics	• Nat'l health budget • Gavi grant
Service Delivery	• Nat'l health budget
Advocacy & Communication	• Gavi grant, WHO, UNICEF
Monitoring & Disease Surveillance	• Nat'l health budget (routine surveillance)
Program Management	• Nat'l health budget
Shared Health Systems Costs	• Nat'l health budget • Gavi grant

Total Expenditure (from all sources) on routine immunization: **\$24 million**

RI Budget per Surviving Infant: **\$37.78**

% of RI costs financed by gov't: **90%**



Ask me how:

We have developed a template for calculating the need for vaccines and their budgeting, in Excel.

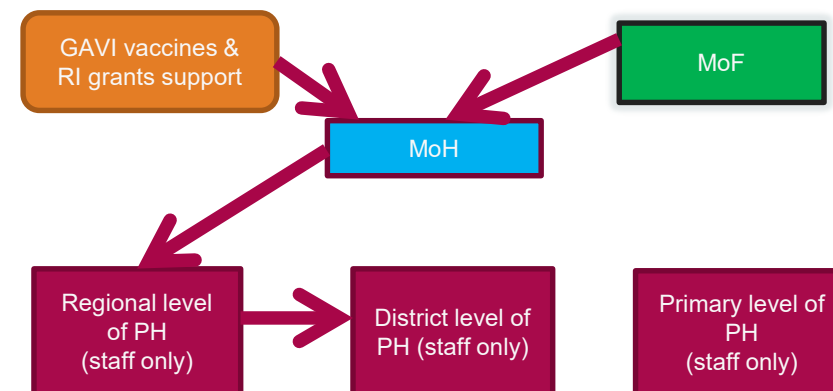
I want to know:

How surveillance of adverse events after immunization work, who does it, who finances.

VIII. Challenges

1. There is no separate article in the budget for refrigeration equipment repair and transportation of vaccines.
2. There are no funds for the implementation of an electronic tracking system for vaccine expenditure and immunization.
3. There is no separate funding for working with the public.
4. There is a need of training programs for personnel
5. It is necessary to create and support mobile teams for emergency response.

V. Funding Flows for Immunization



VI. Budget Allocation Process

Fund	Responsible Authority/ies	Allocation Guidance and Process	Key Bottlenecks
MOH budget	MoH/MoF		
Donor support to national level	External: GAVI, WHO, UNICEF	Grants are received by the MOH to pay for vaccines (co-financing) and to strengthen and support the immunization program.	
Provincial health budgets	MoH	The Ministry of Health distributes in the region on the basis of requests, population	The budget finances only budget line items. For other cases, it is necessary to contact the Ministry of Health, which delays a reaction to the situation.
District government budget	Provincial Health Office	The budget received from the Ministry of Health is redistributed to the districts based on requests and the number of people	
Primary health care budgets	District Health Office	The budget received from the regions is redistributed to the primary health care facilities based on requests and population	There is no possibility of redistributing the budget among budget articles.

VII. Identification of Gaps

Line item	Budget 2020	Funding Gap	Potential Budget Sources
Vaccines & injection supplies	\$ 22 bil		MoH
Personnel, Transport, Logistics, Activities & other recurrent costs	\$ 102 bil*		MoH
Total	\$ 122 bil		MoF/MoH

* There is no separate line in the budget. Calculated at the end of the year upon use. The figure is 2018.