

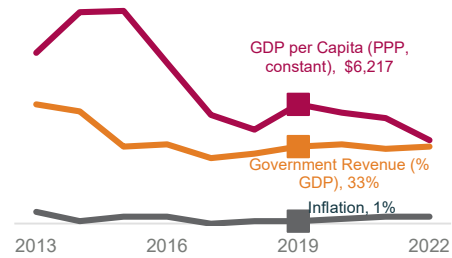


Republic of the Congo

LNCT Network-Wide Meeting
Tangerang, Indonesia, July 2019



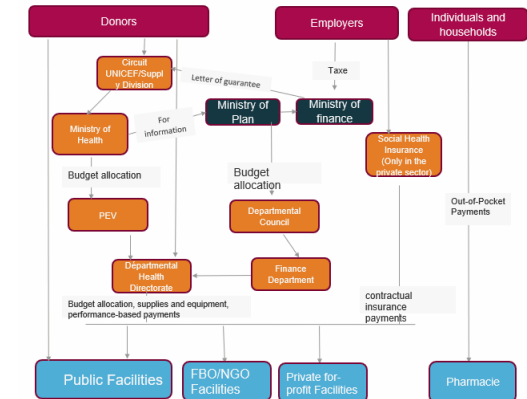
I. Economic Context



II. MOH Budget Execution

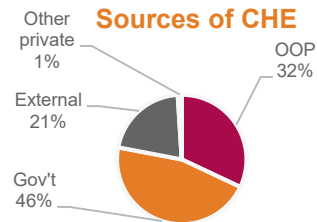
	MOH Budget	Subnational Government Health Budgets
Total budget (2018)	267 757 178	6 975 915
Total released	197 897 145	
Total spent	47 615 767	
Execution as percent of budget	18%	N/A

V. Funding Flows for Immunization



III. Sources of Health Expenditure

Year of data: 2016
CHE per capita: US\$66
Domestic General Government Health Expenditure as % of General Government Expenditure: 4%
% of Domestic General Government Health Expenditure spent on immunization: %



Ask me how:

I want to know:

VI. Budget Allocation Process

Fund	Responsible Authority/ies	Allocation Guidance and Process	Key Bottlenecks
MOH budget	National MOF/MOH	Allocated to structures according to the priorities defined in the strategic framework. The Ministry of Finance allocates percentages at budget conferences and the health sector allocates it according to the needs of the structures.	
Donor support to national level	External donors	Resources are allocated to specific activities and areas based on donor and government priorities and government input.	
Provincial health budgets	MOH	Allocated to districts according to the priorities of the strategic framework and the needs of the structures.	

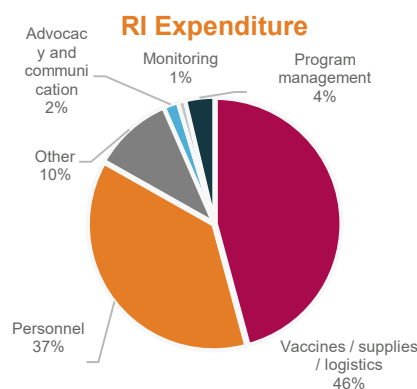
IV. Routine Immunization Budget

Line Item	Budget Source(s)
Vaccine supply & logistics	<ul style="list-style-type: none"> National health budget Gavi grant
Service Delivery	<ul style="list-style-type: none"> National health budget
Advocacy & Communication	<ul style="list-style-type: none"> National health budget
Monitoring & Disease Surveillance	<ul style="list-style-type: none"> National health budget
Program Management	<ul style="list-style-type: none"> National health budget
Shared Health Systems Costs	<ul style="list-style-type: none"> WHO Grant UNICEF Grant National health budget

Total Expenditure (from all sources) on routine immunization: \$795,121

RI Budget per Surviving Infant: \$4.61

% of RI costs financed by gov't: 20%



VIII. Challenges

VII. Identification of Gaps

Line item	Budget 2020	Funding Gap	Potential Budget Sources
Vaccines & injection supplies	8 791 898		Government
Personnel	2 063 634		Government
Transport	6 635 029		Government
Activities & other recurrent costs	1 693 035		Government and donor
Logistics			Government
Total	19 153 596	5 038 583	