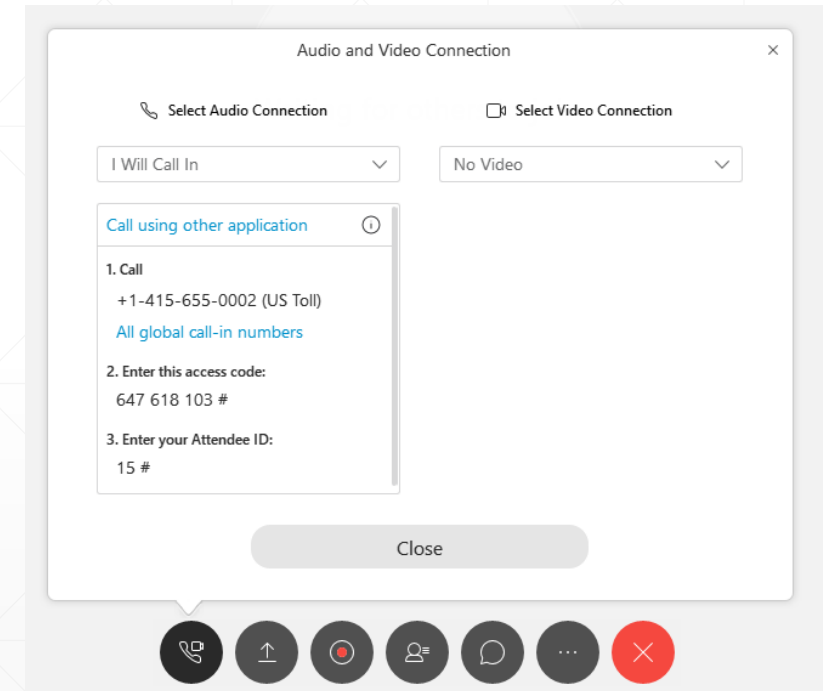


WebEx Audio Tips

- Once you have entered the session, select your audio source from the pop-up menu.
- **Computer Audio:**
 - Click “Call Using Computer”
- **Telephone Audio:**
 - Click “I will call in”
 - Dial the number provided. When prompted, enter the Access Code followed by the # sign. You will then be prompted to enter your Attendee Code followed by the # sign. Be sure to enter your Attendee ID to connect your presence online with your phone. There are several international numbers should you need one.





LNCT
Learning Network for
Countries in Transition



**BOLD
THINKERS
DRIVING
REAL-WORLD
IMPACT**

WEBINAR



PRODUCING IMMUNIZATION EXPENDITURE DATA FOR POLICY & PLANNING

Wednesday, December 12, 2018

This webinar is jointly hosted by the Immunization Resource Tracking Project at Abt Associates and the Learning Network for Countries in Transition (LNCT) at Results for Development. The Immunization Resource Tracking Project is funded by the Bill & Melinda Gates Foundation, and LNCT is co-funded by the Bill & Melinda Gates Foundation and Gavi, the Vaccine Alliance. Content does not necessarily reflect positions or policies of the Bill & Melinda Gates Foundation or Gavi.

Agenda

- Welcome & Introduction
- Context: Producing Immunization Spending Data
- Interview with three experts:
 - **Ketevan Goginashvili**, *Head of Health Policy Division*, Ministry of IDPs, Labour, Health and Social Affairs of Georgia
 - **Dr. Landry Kaucley**, *Director of Logistics*, Benin National Agency for Vaccination and Primary Health
 - **Tesfaye Ashagari**, *Senior Health Economist*, Abt Associates
- Q&A
- Closing



© 2017 Arturo Sanabria, Courtesy of Photoshare

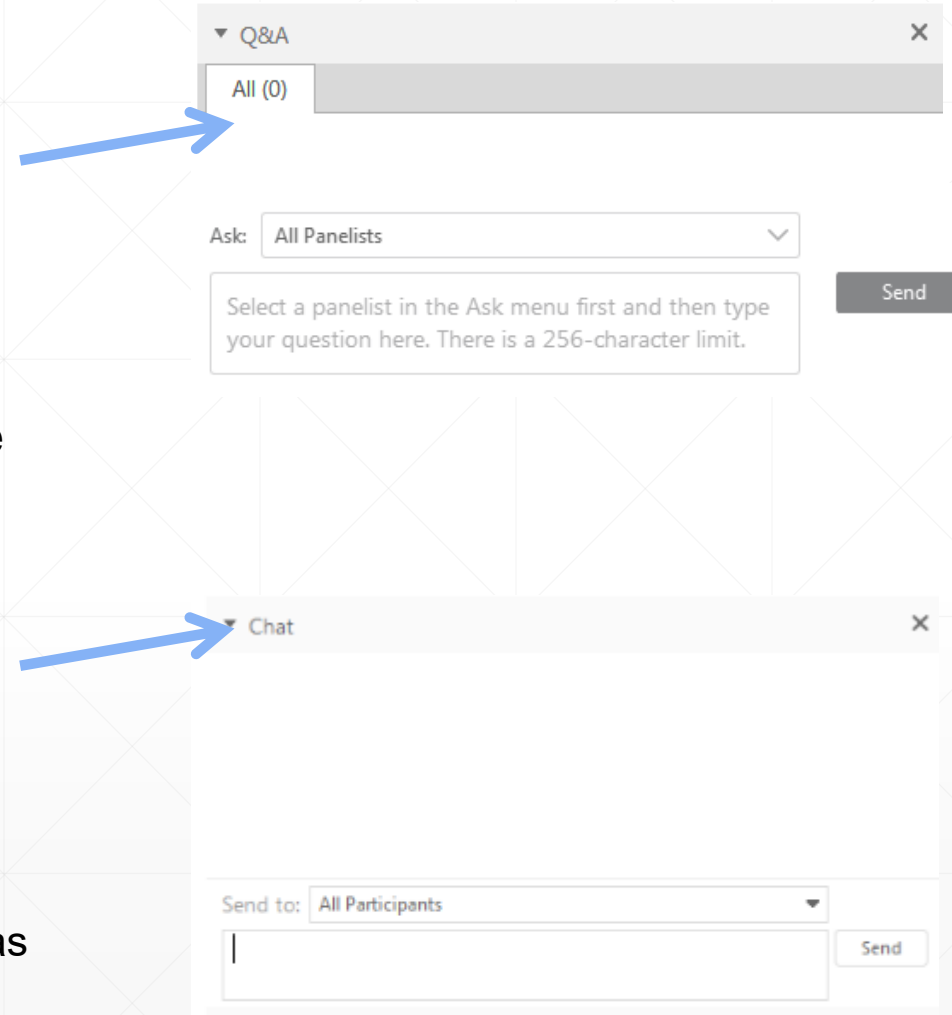
WebEx Q&A and Chat Tips

Q&A

- We will be having a discussion with our panelists during this webinar.
- Please feel free to submit questions as they arise via the “Q&A” panel on your screen.

Chat

- You may use the “Chat” panel to:
 - Connect with other attendees
 - Communicate with the host about any technology issues you may be experiencing
 - Please do NOT type your questions into the “Chat” panel as the host may miss your question.



**How do countries produce and use
expenditure data to help sustain and
improve immunization services?**



UNICEF/WHO Joint Reporting Form (Immunization)

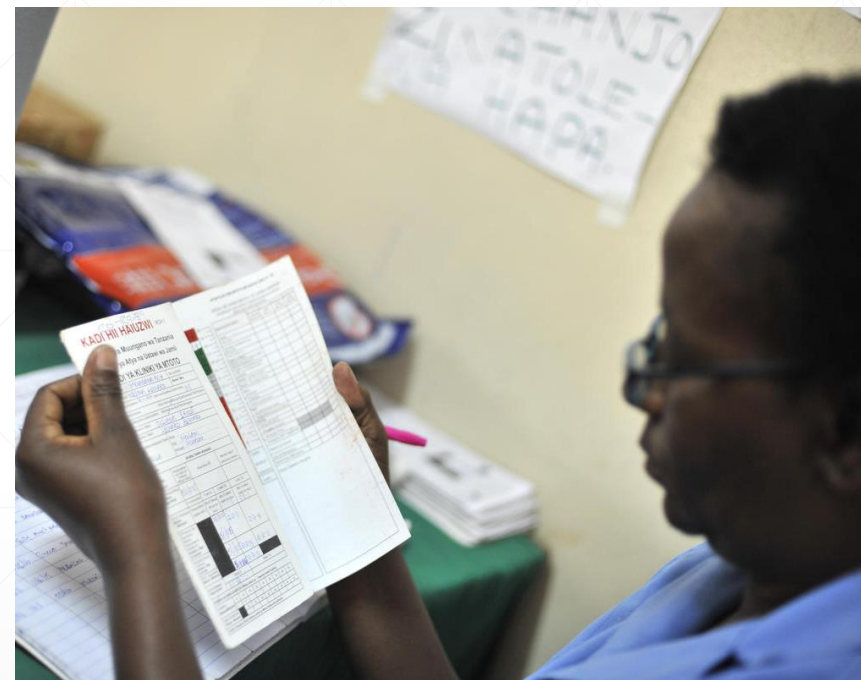
- UNICEF/WHO's Joint Reporting Form (JRF) collects performance, planning, financing, and quality indicator data
- JRF compiles **7 immunization financing related indicators**
 - Government and total spending on routine vaccines + share of government spending out of total
 - Government and total spending on routine immunization + share of government spending out of total
 - Existence of line item for vaccines in the government budget



© 2016 Mustafa Hasanieh/HRH2030, Courtesy of Photoshare

Health Accounts (SHA 2011)

- System of Health Accounts – tracks total health system spending (magnitude and flow)
- SHA 2011 framework can track immunization expenditure and JRF indicators
 - Tracks spending by disease area
 - Improved accuracy and detail
 - Includes shared costs
 - Distinguishes routine immunization versus campaigns



© 2016 Riccardo Gangale/VectorWorks, Courtesy of Photoshare

Expert Panelists

Expert Panelist



Ketevan Goginashvili

Head of Health Policy Division

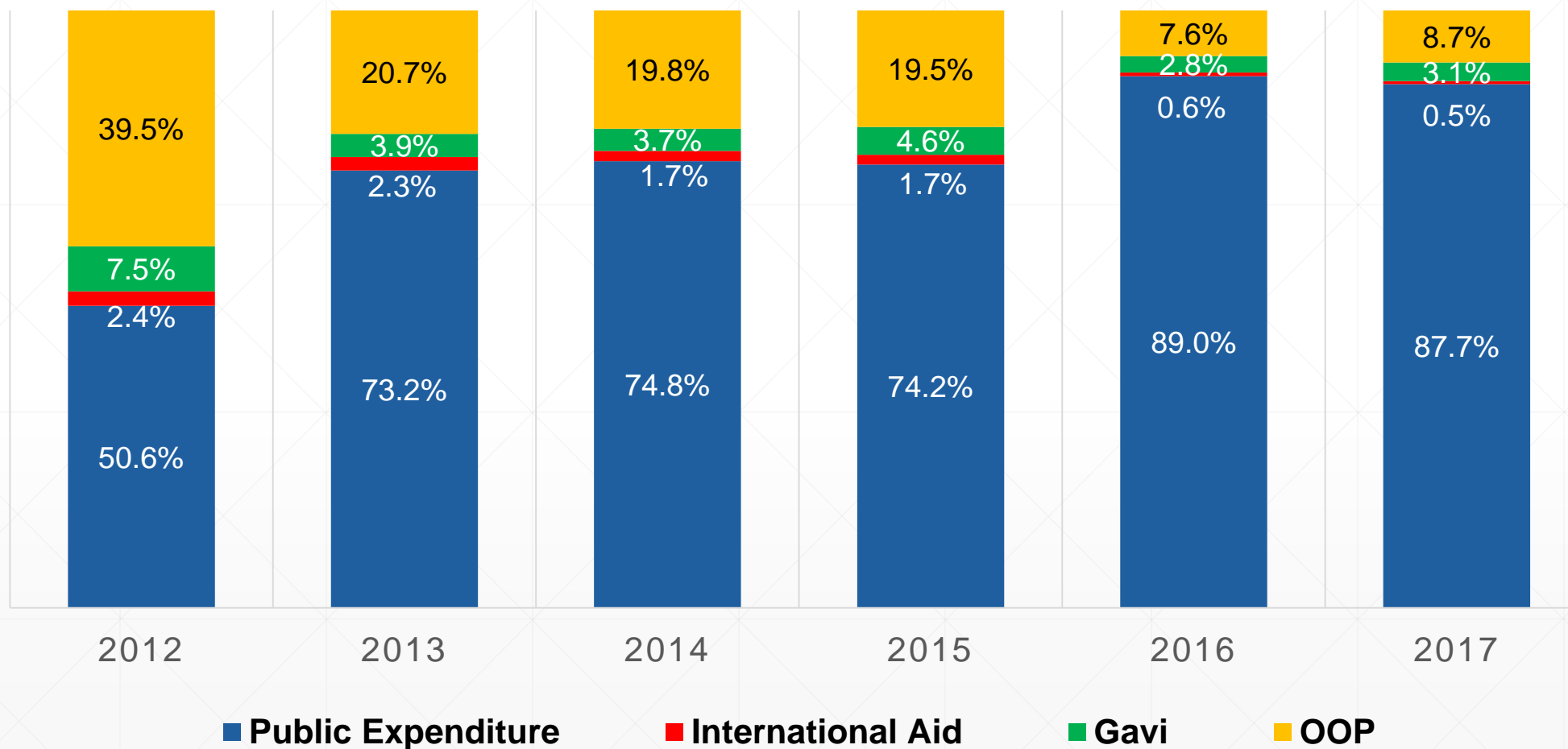
Ministry of IDPs, Labour, Health and
Social Affairs of Georgia

Immunization Spending Data for Countries in Transition – Why is it Useful?

- NHA/SHA is implemented from 2005
- Development, monitoring and evaluation of state immunization policy and immunization state program
- Planning of Medium Term Expenditure Framework (MTEF)
- Planning the transition from Gavi funding to state financing of immunization
- Compare government and households contribution to immunization expenditure
- Advocacy for sustainable and growing financing trends for immunization



Trends of Immunization Expenditure - Georgia



Challenges in Producing and Using Immunization Expenditure Data in Georgia

- Estimation of out-of-pocket expenditure on immunization
 - 91% of health facilities that provide immunization services are private
 - Low interest of health facilities to report commercial vaccination cases, but now government pays providers
 - Household Budget Survey (HBS) - every quarter, but HBS does not contain questions about immunization costs
 - Health Utilization and Expenditure Survey - every 3 years
 - Disaggregation of expenses on services versus vaccine & supplies
-

Expert Panelist



Dr. Landry Kaucley

Director of Logistics

Benin National Agency for
Vaccination and Primary Health Care

Benin: What Types of Questions Did the Expenditure Data Help Answer?

- What is the cost of the immunization program, including shared costs?
 - How does it compare to other health areas (i.e. HIV/AIDS, TB, etc)?
 - How does spending on routine immunization compare to costs for immunization campaigns?
 - How much is spent on immunization, per live birth?
 - Where is the funding for immunization coming from?
 - How much do households contribute to expenditure on immunization?
 - How much does the government contribute, and how sustainable is immunization financing in Benin?
-

Benin: How Have the Data Been Analyzed and Used?

Benin policy brief using 2014 and 2015 Health Accounts data:

- Helped forecast spending and advocate for increased financing for immunization
 - October 2018 roundtable with partners
- Helped government officials to understand per capita spending compared to neighboring countries
- Useful at sub-national level
 - District-level staff understand program costs - sensitized to reduce wastage and increase coverage
- Plan to share with EPI's Inter-Agency Coordinating Committee (ICC)

FIGURE 5. IMMUNIZATION EXPENDITURE IN BENIN —ROUTINE AND CAMPAIGN, USD




Expert Panelist



Tesfaye Ashagari
Senior Health Economist
Abt Associates

How are Data on Immunization Produced using SHA 2011?

- SHA 2011 tracks immunization spending at
 - Functional level using “**Immunization programs**” classification
 - Disease level using “**Vaccine Preventable Diseases**”
- Health sector has both earmarked and non-earmarked expenditures
 - Earmarked expenditures are flagged and mapped accordingly
 - Shares from non-earmarked expenditures are estimated using a distribution key
- For further insights important to separate spending on Routine and supplemental immunization
- WHO and Abt developed a guidance to support the estimation process



© 2013 VillageReach, Courtesy of Photoshare

What are the Type of Questions Immunization Spending Data Can Answer?

Efficiency

Is immunization spending achieving the intended outputs compared to other countries

Equity

How much are households spending on immunization and might this be preventing access to immunization services?

Sustainability

How much are governments and development partners spending on immunization and on vaccines?

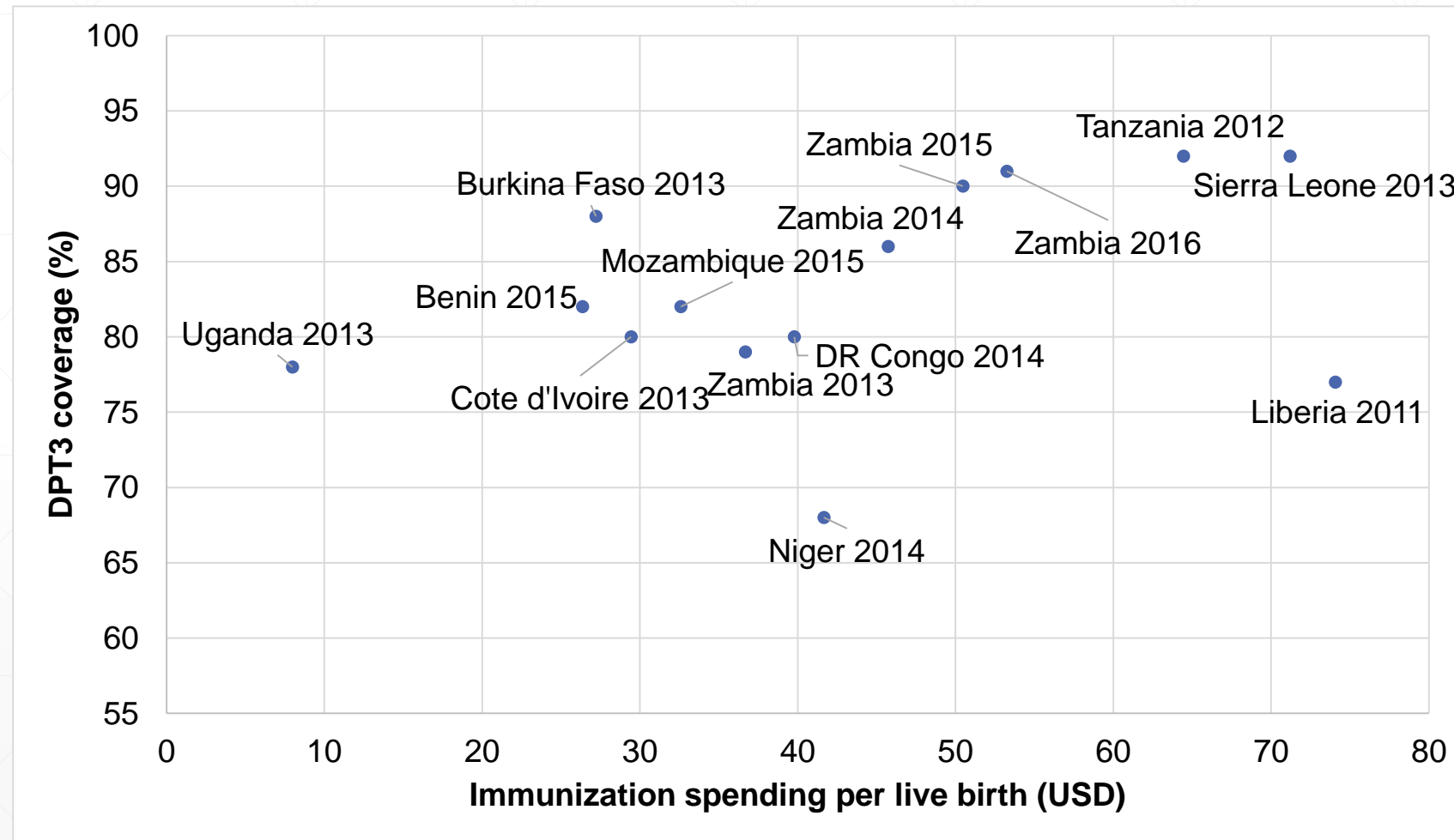
What is the role of the private sector?

What percent of national health expenditures are spent on immunization programs?

Accountability

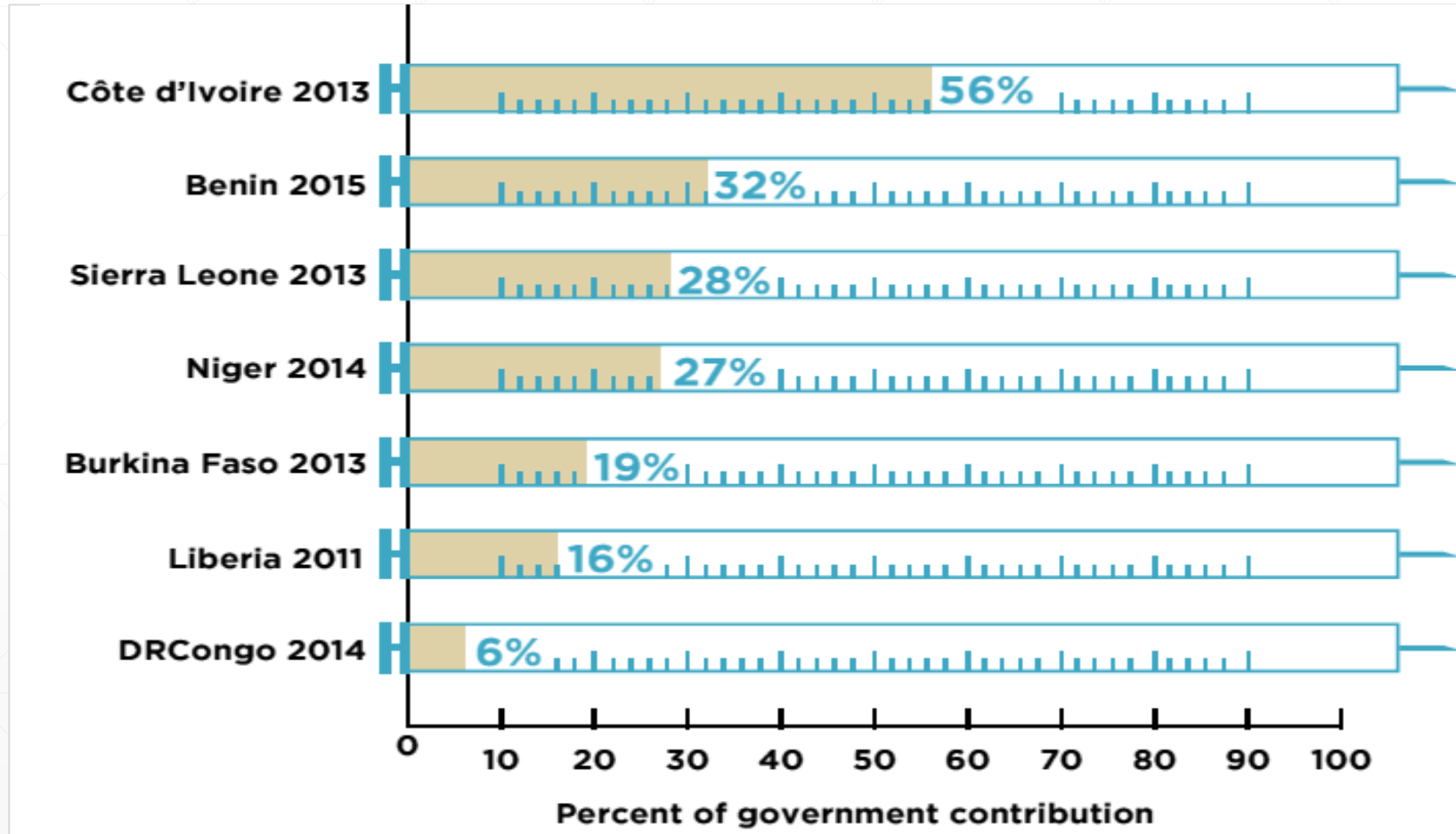
Is immunization expenditure in line with resource requirements as outlined in Comprehensive Multi-Year Plans (cMYPs)?

How are Data Analyzed to Inform Policy? Efficiency



How are Data Analyzed to Inform Policy?

Sustainability



Immunization Policy Primer: Purpose

- Abt document to assist immunization program managers to:
 - Describe methodologies for generating immunization spending data
 - Describe policy and program issues the data can help address
 - Discuss how immunization program managers can support the production and use of immunization expenditure data
-

Q&A

Submit your questions!

▼ Q&A

All (0)

Ask:

All Panelists

Select a panelist in the Ask menu first and then type your question here. There is a 256-character limit.

Send



Panelists

Panelists



Ketevan Goginashvili
*Head of Health Policy Division,
Ministry of IDPs, Labour, Health
and Social Affairs of Georgia*



Dr. Landry Kaucley
*Director of Logistics,
Benin National Agency for
Vaccination and Primary
Health*



Tesfaye Ashagari
*Senior Health Economist,
Abt Associates*

Moderator



Shipra Srihari
*Resource Tracking Advisor,
Abt Associates*



Grace Chee
*Senior Program Director,
Results for Development*

Available Resources

- Abt & WHO- SHA 2011 Immunization Guidance
- Abt- Immunization Financing Policy briefs from Benin, Ethiopia and Mozambique
- R4D-Immunization Financing Resource Guide
- WHO-Immunization Advocacy Resource Library
- LNCT website
- Immunization Economics website



Resources Coming Soon.....

- Abt- Primer for Immunization Program Managers
 - Abt- Podcast with practical tips on how to produce and use immunization spending information
 - Abt- Immunization Financing Policy Brief for Zambia
-



Thank You!
